



INVESTMENT OBJECTIVE

To provide investors with capital growth over the long-term through exposure to companies that will benefit from disruptive innovation.

PORTFOLIO UPDATE

The Orca Global Disruption Fund (Fund) returned -2.2% underperforming the broader MSCI AC World Index (+1.2%). Intra-month volatility returned with debate around April inflation data and the interest rate outlook driving further rotation from growth to value investments, resulting in underperformance of growth and technology stocks.

The Fund's best contributors were ASML (+4.4%), Shopify (+10.9%) and Salesforce (+3.3%). Weaker contributors were Afterpay (-21.0%), Alibaba (-7.4%), and Amazon (-7.1%).

Salesforce reported a strong quarterly result with revenue growth +23% and operating margins ahead of market expectations and management raising full year guidance. Product demand remains very strong as customer focused digital transformation remains a priority for enterprise customers.

Alibaba reported a solid March quarter result with strong revenue growth of 64% (+40% on organic basis) while earnings growth came in below market estimates on greater investment. Management expects top line growth to remain strong (FY22 +30%) but will reinvest all incremental profits back into the business to support medium term growth.

Other results for Fund positions during the month included PayPal, Sea and Alibaba.

PayPal reported a standout quarterly result with revenue +29% and EPS +84%, both ahead of market expectations. Management also raised FY21 guidance for customer growth, total payment volume, revenue and EPS.

Sea's March quarter results were strong with revenue growth +147% and positive EBITDA. Gaming revenues grew +111% with EBITDA +140% as franchise title Free Fire remained the highest grossing game in SE Asia, Latin America and India. Ecommerce revenue grew +250% with Shopee maintaining its position as the number 1 ranked shopping app in SE Asia.

Tencent reported a solid result with revenues growing +25% and earnings +21% with good growth across the business. Similar to other Chinese Internet companies (e.g. Alibaba, JD, Meituan), management flagged a period of increased investment in 2021, which will moderate near term profit growth.

PORTFOLIO MANAGER



Raymond Tong
Portfolio Manager

Unit price (exit)	Fund size	12-month distribution yield	Annualised performance since inception (25 July 2017) ¹
\$3.1687	\$281.1 million	4.7%	22.7%

FUND PERFORMANCE¹

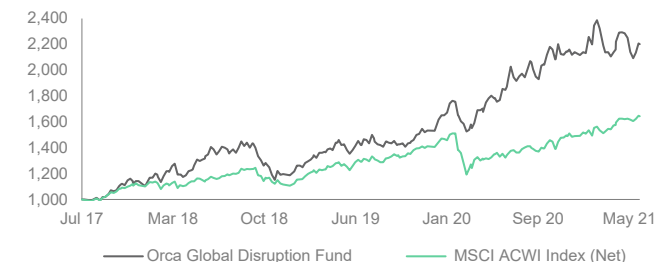
	1 Month	3 Months	6 Months	1 Year	2 Years (p.a.)	3 Years (p.a.)	Since Inception (p.a.)
Orca Global Disruption Fund	-2.2%	0.5%	2.6%	23.3%	27.5%	18.7%	22.7%
MSCI ACWI Index (Net, AUD)	1.2%	8.6%	10.3%	21.7%	15.7%	13.0%	13.8%
Excess Return	-3.4%	-8.1%	-7.7%	1.6%	11.8%	5.7%	9.0%

Note: Numbers may not sum due to rounding.

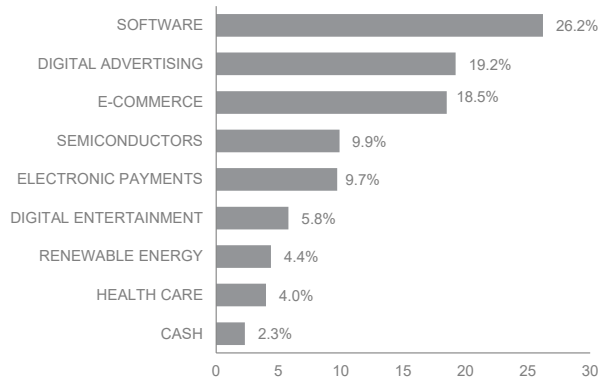
TOP 10 PORTFOLIO HOLDINGS

Alibaba	Microsoft Corp
Alphabet Inc	PayPal Holdings Inc
Amazon.com Inc	Salesforce.com Inc
ASML Holding	Tencent Holdings Ltd
Facebook Inc	TSMC

PERFORMANCE CHART¹

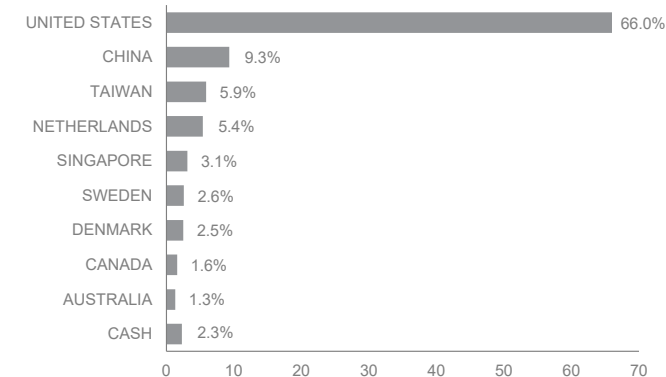


SECTOR EXPOSURE



Source: Investment Manager, Bloomberg

COUNTRY EXPOSURE



Source: Bloomberg, Country of Domicile

Notes: Data as at 31 May 2021 unless stated. Numbers may not sum due to rounding.

1. All returns are total returns, inclusive of reinvested distributions and net of fees and costs using net asset value per unit from inception to, and including, 31 January 2021 and exit unit price from this date. Past performance is not a reliable indicator of future performance. Inception 25 July 2017.

Chart data range: 25 July 2017 to 31 May 2021. Initial index value 1,000. Index Source: Bloomberg.

ABOUT ORCA FUNDS MANAGEMENT

Orca Funds Management is the investment manager for the Orca Global Disruption Fund, Orca Asia Fund and the Orca Global Fund. The Orca Funds Management Investment Team has more than two decades of experience in managing global equities and fixed income funds. Orca Funds Management has an investment team of seven investment professionals who, as at 31 December 2020, collectively manage over \$790 million of funds.

TELEPHONE

1300 732 541

EMAIL

info@orcafunds.com

ADDRESS

Level 15, 100 Pacific Highway
North Sydney
NSW 2060

IMPORTANT INFORMATION

This report has been prepared by Orca Funds Management Pty Limited (**Investment Manager**) (ACN 619 080 045, CAR No. 1255264), as investment manager for the Orca Global Disruption Fund (**Fund**) (ARSN 619 350 042). The Trust Company (RE Services) Limited (ABN 45 003 278 831, AFSL 235150) is the Responsible Entity of the Fund. For further information on the Fund please refer to the PDS which is available at orcafunds.com.au.

This report may contain general advice. Any general advice provided has been prepared without taking into account your objectives, financial situation or needs. Before acting on the advice, you should consider the appropriateness of the advice with regard to your objectives, financial situation and needs.

Past performance is not a reliable indicator of future performance. Future performance and return of capital is not guaranteed. The information may be confidential and is intended solely for the addressee. If you are not the intended recipient, any use, disclosure or copying of this information is unauthorised and prohibited. If you receive this e-mail in error please notify the sender and delete the e-mail (and attachments).

This report may contain statements, opinions, projections, forecasts and other material (forward-looking statements), based on various assumptions. Those assumptions may or may not prove to be correct. The Investment Manager and its advisers (including all of their respective directors, consultants and/or employees, related bodies corporate and the directors, shareholders, managers, employees or agents of them) (**Parties**) do not make any representation as to the accuracy or likelihood of fulfilment of the forward-looking statements or any of the assumptions upon which they are based. Actual results, performance or achievements may vary materially from any projections and forward-looking statements and the assumptions on which those statements are based. Readers are cautioned not to place undue reliance on forward-looking statements and the Parties assume no obligation to update that information.

The Parties give no warranty, representation or guarantee as to the accuracy, completeness or reliability of the information contained in this report. The Parties do not accept, except to the extent permitted by law, responsibility for any loss, claim, damages, costs or expenses arising out of, or in connection with, the information contained in this report. Any recipient of this report should independently satisfy themselves as to the accuracy of all information contained in this report.

MSCI indices source: MSCI. Neither MSCI nor any other party involved in or related to compiling, computing or creating the MSCI data makes any express or implied warranties or representation with respect to such data (or the results to be obtained by the use thereof), and all such parties hereby expressly disclaim all warranties of originality, accuracy, completeness, merchantability or fitness for a particular purpose with respect to any such data. Without limiting any of the foregoing, in no event shall MSCI, any of its affiliates or any third party involved in or related to compiling, computing or creating the data have any liability for any direct, indirect, special, punitive, consequential or any other damages (including lost profits) even if notified of the possibility of such damages. No further distribution or dissemination of the MSCI data is permitted without MSCI's express written consent.